PICCOLO

P.R.KING & SONS PTY LTD

FAMILY OWNED SINCE **1922**

Agent for

Stannah

P.R.KING & SONS PTY LTD

FAMILY OWNED SINCE **1922**

With over 90 years of experience in the lift industry, P. R. King & Sons are experts in design, manufacture and installation.

Our dedicated team will be with you every step of the way, from purchase and installation to after sales support.

P. R. King & Sons Marrickville offices and showroom. 1960's

One of the first Inclinators. 1955

Window cleaning hoist, Sydney CBD. 1960's

'Inclinator'. 1960's

'Wecolator' stair lift. 1980's

Percy Robert King and his two sons, Lindsay (L) and Alex (R)



Winch for snowy scheme. 1950's

Our Pledge to You

At P. R. King & Sons, our customers are at the centre of everything we do.

We are committed to providing you with a Lifestyle lift of the highest quality, backed up by first class customer service.

PICCOLO LIFT

The Piccolo passenger lift is a compact, affordable accessibility solution, particularly suited for buildings where space is limited. With low pit and headroom requirements, it offers all the benefits of a platform lift with the look and feel of a modern passenger lift.

The Piccolo is suitable for both public and private buildings, and can be used in a variety of settings including schools, offices, shopping centres, and residential homes.

ADVANTAGES

- Perfect for frequent travel over two or more floors
- Carries up to five people and can accommodate wheelchairs
- Compact shaft size with a choice of car sizes and entrance configurations
- Low pit and headroom requirements
- Automatic sliding doors to save space and provide easier entry/exit for users
- Wide selection of finishes and options available to customise your lift
- Single entry and through car arrangement available to suit your property
- Two panel side opening car doors with full height light curtain protection ensures the lift exceeds regulations and offers the highest safety standards
- Structure supported FX shaft option to minimise loads – ideal for period buildings
- Low running and maintenance costs
- Fully automatic cabin controls for intuitive use
- Unique FX structure option saves both time and money on site

STANDARD FEATURES

- Single entry and through car arrangements to suit your building
- Lift mounted in purpose built or existing shaft with no lifting beam required (shaft by others)
- Single phase power supply
- 2hr fire rated automatic 2 panel side opening sliding doors in stainless steel with 800mm or 900mm clear opening at each entrance
- Surface mounted landing call station with one touch push buttons
- Two tone arrival chime at each landing
- Keyswitch to isolate lift at main floor
- Automatic emergency lowering feature
- Efficient, quiet and reliable hydraulic drive system (pump and motor housed in a separate housing)

INTERIOR STANDARDS

- Three energy efficient LED cabin ceiling designs with battery backup emergency light
- Handrail in satin stainless steel
- Choice of cabin walls and flooring to create your own unique lift
- Automatic button controls and car overload indicator
- Audible notification of floor level and travel direction
- Two-way intercom communication system for emergency calls
- Emergency lighting and alarm with back-up battery
- Full height light curtain protection on car entrance

OPTIONAL FEATURES

- Auto dialler telephone/induction loop
- Audible and visual notification of floor level and travel direction
- Digital position indicators at each landing - With two tone arrival chime and voice annunciation
- Key operated controls at each landing
- EN81-28 Pictograms
- Volt free alarm contacts
- Fire alarm shutdown to a designated floor with doors parked open
- Audible feedback on button press
- Departure arrows and gongs
- Half height mirror on rear wall
- Remote landing stations
- A range of finishes, including stainless steel, to enable the lift to complement any building interior

Let Us Help You ...

At P. R. King & Sons, we are committed to making life easier for our customers and the end users of our lifts. Our experienced Sales Representatives will work with you closely to properly understand your specific needs and advise you on the best product.

Call us on 1300 775 464 to find your perfect lift solution.

TECHNICAL SPECIFICATIONS

Door Configuration	Door Opening	Platform Size (w x d)	Footprint Size (w x d)
Single	800mm	950 x 1250	1400 x 1600
	800mm	950 x 1400	1400 x 1750
	900mm	1100 x 1400	1550 x 1750*
Through	800mm	950 x 1250	1400 x 1810
	800mm	950 x 1400	1400 x 1960
	900mm	1100 x 1400	1550 x 1960*

In all configurations the following dimensions remain common:

Pit depth = 150
Headroom = 2500

All dimensions are in mm

STANDARD LOAD:
400kg

MAXIMUM TRAVEL:
12m

SPEED OF TRAVEL:
0.3 m/s

DRIVE SYSTEM
Hydraulic:
(includes external control unit)

LANDING:
Automatic controls with 2hr fire-rated sliding doors

CABIN:
2-panel side open door with full height light ray protection and automatic lift controls

POWER SUPPLY:
240v single phase, 20amp

FX STRUCTURE OPTION

Unique to Stannah, the FX structure comprises of a 'shaft within a shaft'. It negates the need for scaffolding within the shaft, saving both time and money on site.

KEY ADVANTAGES

Most of the load is transmitted to the floor of the pit, avoiding the high cost of building a load-bearing lift shaft.

Negates the need for shaft fixings normally associated with wall mounted lifts saving both time and costs.

Scaffolding is not needed to erect the lift, saving substantial cost and disruption, with fewer people involved.

The landing doors are fixed to the steel structure, which in turn is supported at each floor.

The FX structure is pre-punched with the location of the lift guide rails and landing entrances – making installation both simple and time efficient.

Can be installed into existing lift wells with minimal work by builders.

Designed and manufactured by Stannah in the UK.



Door Configuration	Door Opening	Platform Size (w x d)	Footprint Size (w x d)
Single	800mm	950 x 1250	1570 x 1670
	800mm	950 x 1400	1570 x 1820
	900mm	1100 x 1400	1720 x 1820*
Through	800mm	950 x 1250	1570 x 1810
	800mm	950 x 1400	1570 x 1960
	900mm	1100 x 1400	1720 x 1960*

In all configurations the following dimensions remain common:

Pit depth = 150
Headroom = 2500

All dimensions are in mm

CHOICE OF FINISHES

Piccolo lifts are fully customisable, so you can create the perfect finish for your setting.

We offer a choice of finishes for:

- landing doors, shelf edge and landing controls
- cabin interior finishes including ceiling, lighting, mirrors, DDU's, control console and trim, dado rail, handrail, console walls and floor.

INTERIOR FINISHES AND OPTIONS

VINYL SKIN PLATE

dark grey

light grey

cream

light blue

OTHER FINISHES

stainless steel

glass

WALLBOARDS

white 8100

white gloss

cream 001

beige 001

grey 001

blue 004

blue 001

lava dust

star dust

beech

light oak

alder

natural

walnut

FLOORING

black vinyl stud

light grey vinyl stud

dark grey vinyl stud

light blue vinyl stud

oak effect laminate

slate effect PVC

Left: Console, dado rail and handrail in brushed stainless steel; console trim in polished stainless steel.

Right: Landing doors and control panels in brushed stainless steel.

Piccolo Wall Mounted

Specifications

- **Rated load:** 400kg, 5 person
- **Rated speed:** up to 0.3m/s
- **Maximum travel:** 12m
- **Maximum number of stops:** 5
- **Minimum pit depth:** 150mm
- **Minimum headroom:** 2500mm
- **Cabin internal dimensions:** CW x CD x 2000mm high
- **Doors:** Automatic 2 panel side opening, DO x 2000mm high
- **Controls:** Latched call controls as standard

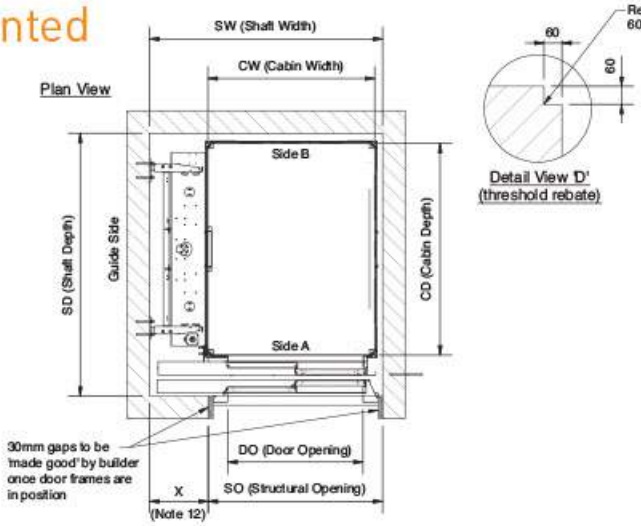

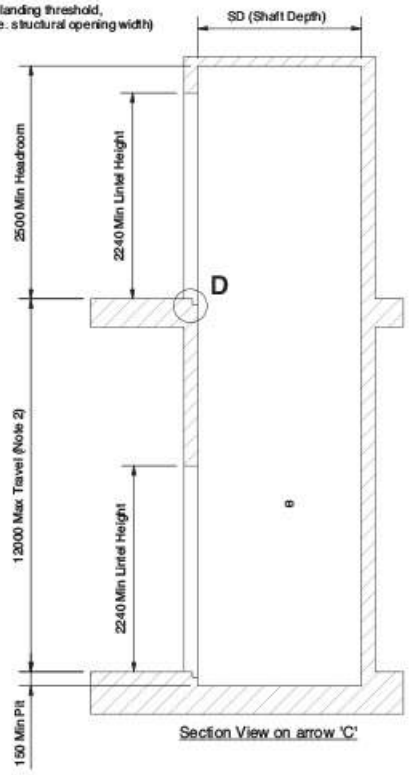

Cabin Size (CW x CD) (Note 3)	Door Opening DO	Door Config	Min Plumb Shaft Size (+50/-0) SW	Min Plumb Shaft Size (+50/-0) SD	Structural Opening SO	X
1100 x 1400	900	Single	1550	1750*	1160	390
		Through		1960*		
950 x 1400	800	Single	1400	1750*	1060	340
		Through		1960*		
950 x 1250	800	Single	1400	1600*	1060	340
		Through		1810*		

*This dimension can be reduced if required, please contact our technical office for details.
All dimensions in mm.

Piccolo FX Structure

Specifications

- **Rated load:** 400kg, 5 person
- **Rated speed:** up to 0.3m/s
- **Maximum travel:** 12m
- **Maximum number of stops:** 5
- **Minimum pit depth:** 150mm
- **Minimum headroom:** 2500mm
- **Cabin internal dimensions:** CW x CD x 2000mm high
- **Doors:** Automatic 2 panel side opening, DO x 2000mm high
- **Controls:** Latched call controls as standard

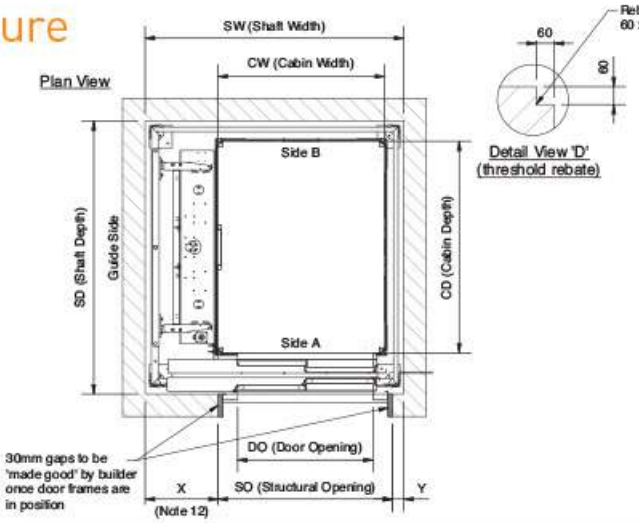

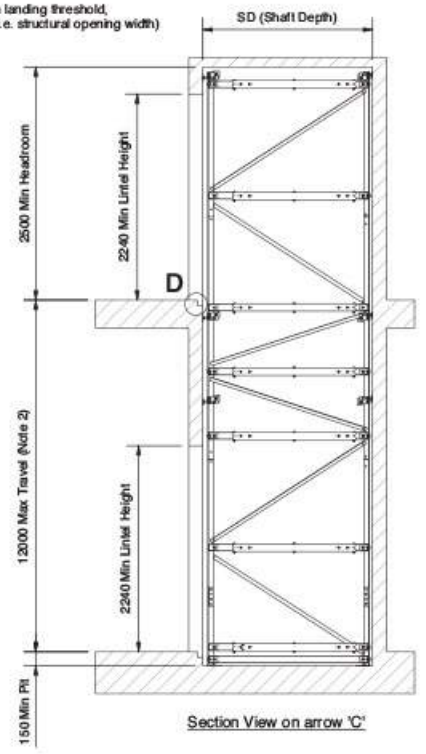

Cabin Size (CW x CD) (Note 3)	Door Opening DO	Door Config	Min Plumb Shaft Size (+50/-0) SW	Min Plumb Shaft Size (+50/-0) SD	Structural Opening SO	X	Y
1100 x 1400	900	Single	1720	1820*	1160	485	75
		Through		1960*			
950 x 1400	800	Single	1570	1820*	1060	435	75
		Through		1960*			
950 x 1250	800	Single	1570	1670*	1060	435	75
		Through		1810*			

*This dimension can be reduced if required, please contact our technical office for details.
All dimensions in mm.

All dimensions subject to change without notice. Ask P. R. King & Sons for site specific drawings for accurate sizing.

In addition to the wide range of standard models we can customise the lift to meet your specific requirements

Agent for Stannah

P.R.KING & SONS PTY LTD

FAMILY OWNED SINCE 1922

1300 775 464
1300 PRKING

www.prking.com.au

NSW OFFICE
Phone: 02 9560 7344
Fax: 02 9568 3886
Email: nsw@prking.com.au
155 Victoria Road
Marrickville NSW 2204

VIC OFFICE
Phone: 03 9748 3488
Fax: 03 9748 3597
Email: vic@prking.com.au
1/11 Motto Crt
Hoppers Crossing VIC 3029

QLD OFFICE
Phone: 07 5529 0573
Fax: 07 5537 6441
Email: qld@prking.com.au
6/8-10 Centre View Drive
Biggera Waters QLD 4216

WA OFFICE
Phone: 08 6202 1037
Email: perth@prking.com.au
3/4 Glory Road
Gnangara WA 6077

ABN 85 000 134 547